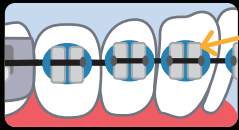
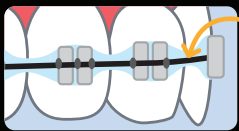


EMBRACE THE BRACE

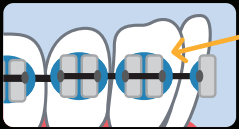
What's in Your Mouth



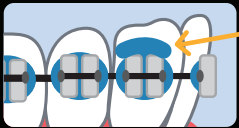
Bracket Brackets are handles for the arch wire. Each bracket is carefully placed and has a built-in prescription for each individual tooth. This allows the teeth to move the way the doctors intend.



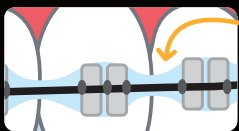
Arch Wire Arch wires are what moves the teeth. The wires run from one side to the other, resting in the hollow slot of your bracket. Wires are made of different materials, gauges and strengths to move your teeth through each stage of treatment.



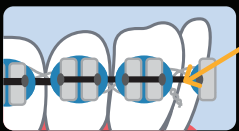
Single Tie These colored ties hold the wire and the bracket together. Sometimes, they will even be "double knotted" or in the shape of a figure 8, to fully engage heavily rotated teeth. They come in fun colors, too!



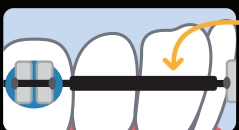
Bumper Tie Like traditional ties, but bumper ties create a shockabsorption in the bite, allowing for more efficient movement and/or to prevent breakage in high intensity areas.



E-Chain (or elastic chain) An E-Chain serves the same purpose as your color ties, but they also help to close spaces (or prevent them from opening) between the teeth.



Common Tie Common Tie is a thin piece of wire that weaves between your brackets underneath the arch wire. Common Ties end with a spiraled "pigtail" that is clipped and tucked for comfort.



Coils (open & closed) Coils slide on the arch wire like a bead and can serve many purposes. They can be used to create space, hold space, encourage tooth rotations and more! But be careful not to play with them, as they can uncoil and poke if you do!



Band Lok Band Lok is used to prop open the bite and is mostly used in patients with deep bites or overbites. Band Lok is a royal blue composite placed on the chewing surface of the upper molars. Once the Band Lok is no longer needed, it is gently polished away.



Molar Band Molar bands are a bracket alternative that wrap completely around the tooth. Bands are occasionally recommended for additional stability or for specific auxiliaries used throughout treatment. Preparation for a molar band includes placement of small rubber band, between the molars to create space

  [DUTCHESSORTHO.COM](https://www.dutchessortho.com) • 845-896-8880

1557 Route 82, Hopewell Junction NY 12533

